

PREFEITURA MUNICIPAL DE BOM JESUS DO ITABAPOANA-RJ
SECRETARIA MUNICIPAL DE EDUCAÇÃO, ESPORTE E LAZER

Atividades Orientadoras



Educação de Jovens e Adultos

FASE I



UNIDADE ESCOLAR:

PROFESSORA

DATA

3ª SEMANA MARÇO

NOME:

FASE



CÓDIGO BNCC



01 LEIA O TEXTO COM A AJUDA DO SEU PROFESSOR.

O **CAMELO** É UM ANIMAL BEM GRANDE.
ELE SE ALIMENTA DE PLANTAS.
OS CAMELOS VIVEM EM BANDOS NO DESERTO.

A ABAIXO, PINTE A CENA QUE ESTÁ DE ACORDO COM AS INFORMAÇÕES DO TEXTO.



B LEIA E ESCREVA A SÍLABA QUE FALTA NA PALAVRA.

CAMELO

MELO


CA LO

CAME

02 LEIA AS SÍLABAS E FORME PALAVRAS DE ACORDO COM A NUMERAÇÃO. DEPOIS, LIGUE CADA PALAVRA À ILUSTRAÇÃO CORRESPONDENTE.

1 CA	2 NI	3 NA	4 ME	5 LO
6 NE	7 BO	8 LA	9 CO	10 PO

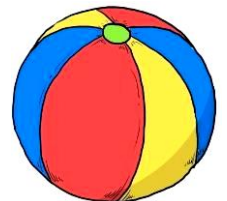
1,6,1



7,8



4,2,3




1,4,5



9,10







UNIDADE ESCOLAR:

PROFESSORA

DATA

3ª SEMANA MARÇO.

NOME:

FASE

CÓDIGO BNCC



MATEMÁTICA

01 COMPLETE A SEQUÊNCIA NUMÉRICA DO 1 ATÉ O 40.

1		3		5		7		9	10
11	12		14		16		18		20
21		23		25		27		29	30
31	32		34		36		38		40

02 QUAL O SUCESSOR(VEM DEPOIS)?

→ → →

→ → →

03 QUAL O ANTECESSOR(VEM ANTES)?


← ← ←

← ← ←


04

RESOLVA AS SITUAÇÕES-PROBLEMAS ABAIXO:


NA BANCA DO SACOLÃO TINHA.



A

SE EU JUNTAR **MAIS** FRUTAS, QUANTAS FICAM?


COM MAIS




FICAM _____ MAÇÃS.




COM MAIS



FICAM _____ PERAS.




COM MAIS



FICAM _____ MORANGOS.

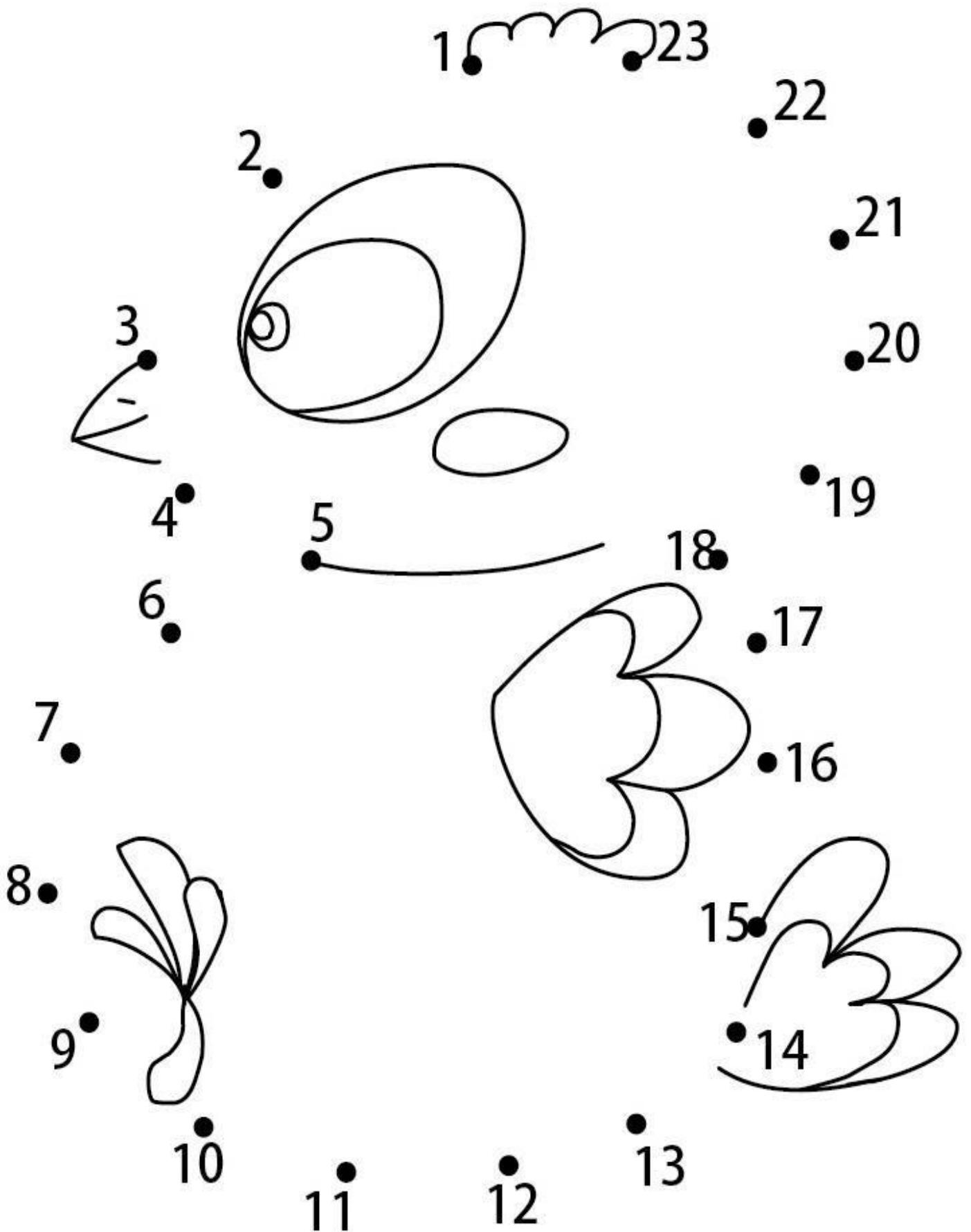


COM MAIS



FICAM _____ LARANJAS.

05 SEGUINDO A SEQUÊNCIA NUMÉRICA, LIGUE OS PONTOS PARA FORMAR O DESENHO.



UNIDADE ESCOLAR:

PROFESSORA

DATA
3ª SEMANA MARÇO.

NOME:

FASE

CÓDIGO BNCC




LP **LÍNGUA PORTUGUESA**

01 ORGANIZE AS SÍLABAS E ESCREVA O NOME DE CADA ANIMAL.

PO	SA
----	----

CA	JA	RÉ
----	----	----

TAR	RU	TA	GA
-----	----	----	----



02 COMPLETE O ALFABETO COM AS LETRAS QUE ESTÃO FALTANDO.

A	B			E		G
	I		K		M	
O		Q		S		
	W			Z		

03

LEIA AS PALAVRAS ABAIXO COM AJUDA DO PROFESSOR.

VIZINHO	OVINHOS	GALINHA
NINHO	AMARELINHOS	


A COMPLETE O VERSO COM AS PALAVRAS QUE VOCÊ LEU.

A GALINHA ESTÁ NO _____.

CHOCANDO SEUS _____.

É A _____ DO _____.

QUE BOTA OVOS _____.



B SEPARE AS SÍLABAS E AS LETRAS DAS PALAVRAS. DEPOIS ESCREVA NOVAMENTE CADA PALAVRA.

GALINHA						


VIZINHO						

Empty pink rectangular box for writing the word GALINHA.

Empty pink rectangular box for writing the word VIZINHO.


04

COMPLETE A SEQUÊNCIA ALFABÉTICA.



05

ESCREVA A LETRA INICIAL DE CADA DESENHO.



	G	
--	---	--

	H	
--	---	--

	I	
--	---	--

	J	
--	---	--

	K	
--	---	--

	L	
--	---	--

UNIDADE ESCOLAR:

PROFESSORA

DATA
 3ª SEMANA MARÇO.

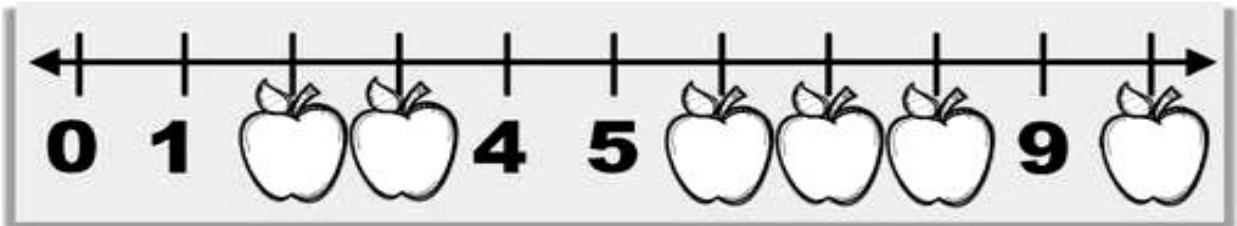
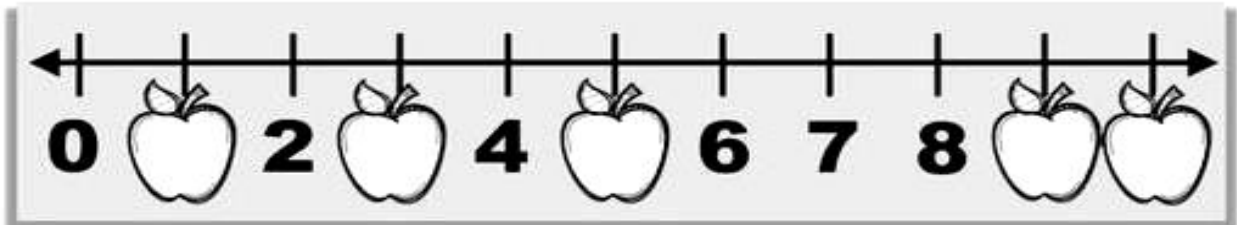
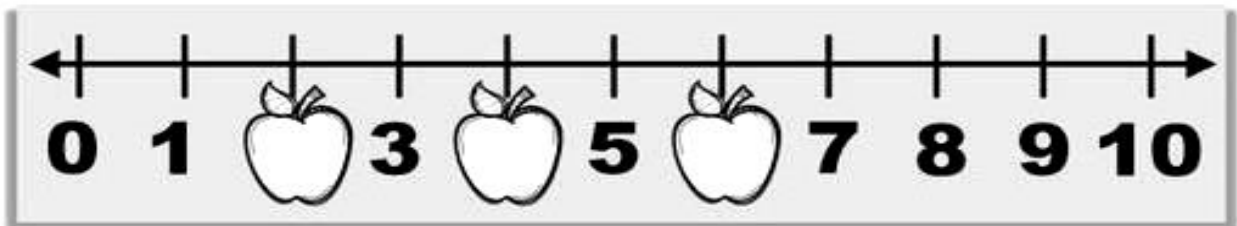
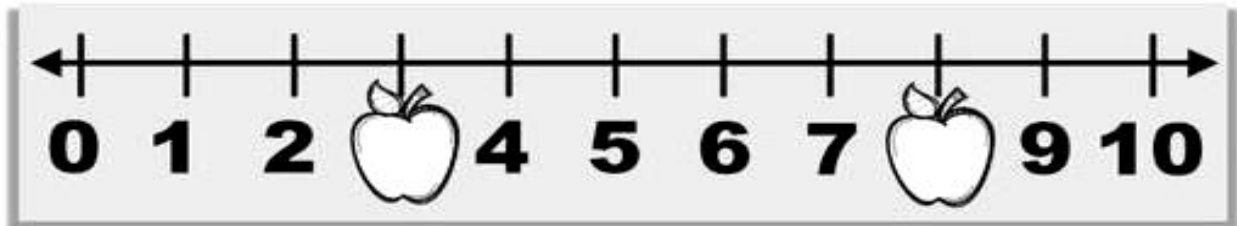
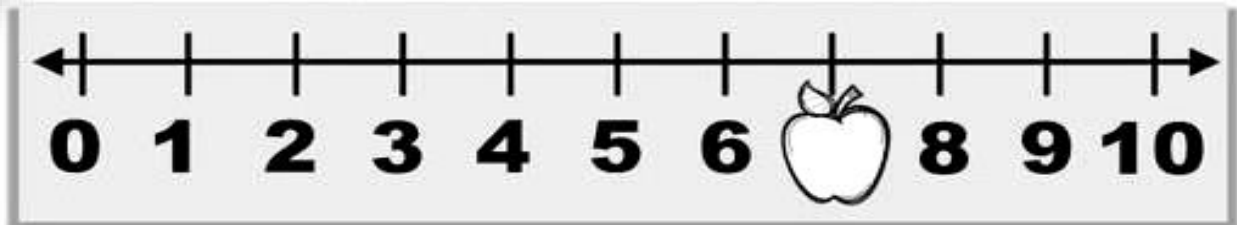
NOME:



FASE I E II

CÓDIGO BNCC EFEJAFI-IVM01/EFEJAFI-IVM03/EFEJAFI-IVM19



MA **MATEMÁTICA**

01 COMPLETE OS NÚMEROS QUE ESTÃO FALTANDO NAS MAÇÃS.









$$\square + \square = \square$$





$$\square + \square = \square$$





$$\square + \square = \square$$





$$\square + \square = \square$$





$$\square + \square = \square$$



$$\square + \square = \square$$



$$\square + \square = \square$$



$$\square + \square = \square$$

	← 11 →	
	← 15 →	
	← 13 →	
	← 14 →	
	← 19 →	
	← 16 →	
	← 18 →	
	← 17 →	

SISTEMA MONETÁRIO BRASILEIRO.

04 LIGUE CADA QUANTIA À CÉDULA CORRESPONDENTE.

CINQUENTA REAIS

CINCO REAIS

DOIS REAIS

CEM REAIS

DUZENTOS REAIS

DEZ REAIS

VINTE REAIS





UNIDADE ESCOLAR:

PROFESSORA

DATA

3ª SEMANA MARÇO.

NOME:


FASE

CÓDIGO BNCC

LP

LÍNGUA PORTUGUESA

01 PINTE OS QUADRINHOS COM AS SÍLABAS QUE FORMAM O NOME DE CADA FIGURA E ESCREVA AS PALAVRAS NAS LINHAS.



NO	BO	LO
CA	VE	DA



PE	FI	DI
TA	TE	CA



TO	BO	ME
CA	PA	SA



TE	CA	FO
NE	LE	DO

1. RELÓGIO

5. TIGELA

2. GIRAFA

6. GELO

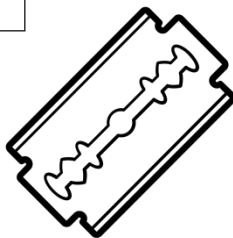
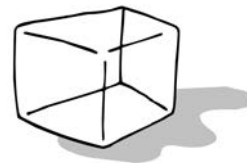

3. GELADEIRA

7. MÁGICO

4. GILETE

8. GIRASSOL







AGORA NUMERE AS FIGURAS DE ACORDO COM AS PALAVRAS LIDAS.



03 COMPLETE A SEQUÊNCIA ALFABÉTICA COM AS CONSOANTES.

A				E		
	I					
O						U

04 ESCREVA A LETRA INICIAL DE CADA DESENHO.

05 COMPLETE A COM A LETRA VIZINHA.

A	
---	--

	B	
--	---	--

	C	
--	---	--

	D	
--	---	--

	E	
--	---	--

	F	
--	---	--