

**PREFEITURA MUNICIPAL DE BOM JESUS DO ITABAPOANA-RJ**  
**SECRETARIA MUNICIPAL DE EDUCAÇÃO, ESPORTE E LAZER**

# **Atividades Orientadoras**



## **Educação de Jovens e Adultos**

### **FASE II**



UNIDADE ESCOLAR:

PROFESSORA

DATA

3ª SEMANA MARÇO

NOME:

FASE



CÓDIGO BNCC



**01** LEIA O TEXTO COM A AJUDA DO SEU PROFESSOR.

O **CAMELO** É UM ANIMAL BEM GRANDE.  
ELE SE ALIMENTA DE PLANTAS.  
OS CAMELOS VIVEM EM BANDOS NO DESERTO.

**A** ABAIXO, PINTE A CENA QUE ESTÁ DE ACORDO COM AS INFORMAÇÕES DO TEXTO.



**B** LEIA E ESCREVA A SÍLABA QUE FALTA NA PALAVRA.

**CAMELO**

MELO


CA  LO

CAME

02 LEIA AS SÍLABAS E FORME PALAVRAS DE ACORDO COM A NUMERAÇÃO. DEPOIS, LIGUE CADA PALAVRA À ILUSTRAÇÃO CORRESPONDENTE.

1 CA	2 NI	3 NA	4 ME	5 LO
6 NE	7 BO	8 LA	9 CO	10 PO

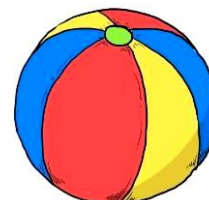
1,6,1



7,8



4,2,3




1,4,5



9,10





UNIDADE ESCOLAR:

PROFESSORA

DATA  
3ª SEMANA MARÇO.

NOME:

FASE

CÓDIGO BNCC

**MA** **MATEMÁTICA**

**01** COMPLETE A SEQUÊNCIA NUMÉRICA DO 1 ATÉ O 40.

1		3		5		7		9	10
11	12		14		16		18		20
21		23		25		27		29	30
31	32		34		36		38		40

**02** QUAL O SUCESSOR(VEM DEPOIS)?

→      →      →

→      →      →

**03** QUAL O ANTECESSOR(VEM ANTES)?


←      ←      ←

←      ←      ←

04



RESOLVA AS SITUAÇÕES-PROBLEMAS ABAIXO:



NA BANCA DO SACOLÃO TINHA.








A

SE EU JUNTAR **MAIS** FRUTAS, QUANTAS FICAM?



 COM MAIS FICAM \_\_\_\_\_ MAÇÃS.

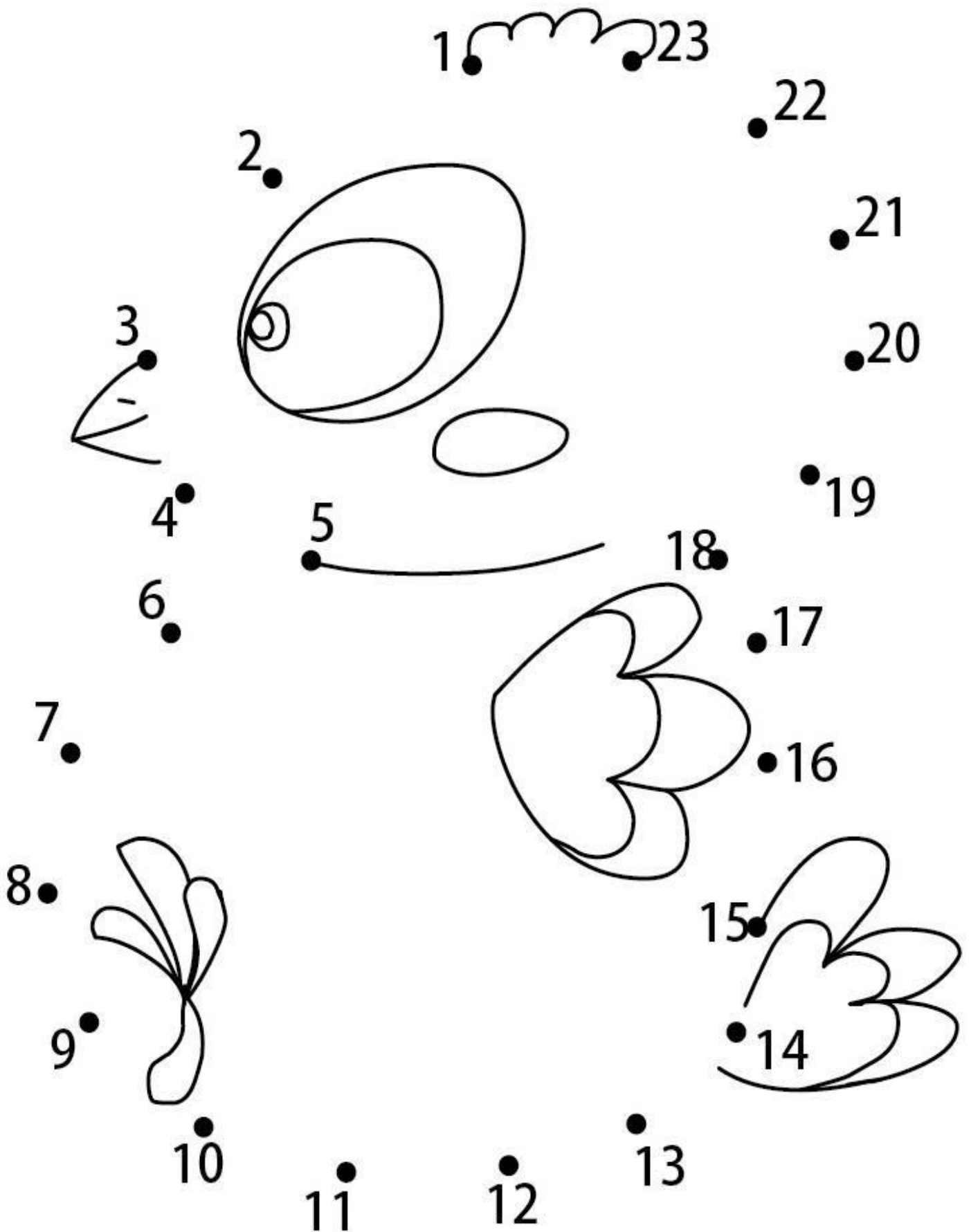


 COM MAIS FICAM \_\_\_\_\_ PERAS.




 COM MAIS FICAM \_\_\_\_\_ MORANGOS.



 COM MAIS FICAM \_\_\_\_\_ LARANJAS.



05 SEGUINDO A SEQUÊNCIA NUMÉRICA, LIGUE OS PONTOS PARA FORMAR O DESENHO.



UNIDADE ESCOLAR:

PROFESSORA

DATA  
3ª SEMANA MARÇO.

NOME:

FASE

CÓDIGO BNCC



**LP** **LÍNGUA PORTUGUESA**

**01** ORGANIZE AS SÍLABAS E ESCREVA O NOME DE CADA ANIMAL.

PO	SA
----	----

CA	JA	RÉ
----	----	----

TAR	RU	TA	GA
-----	----	----	----






**02** COMPLETE O ALFABETO COM AS LETRAS QUE ESTÃO FALTANDO.

A	B			E		G
	I		K		M	
O		Q		S		
	W			Z		



LEIA AS PALAVRAS ABAIXO COM AJUDA DO PROFESSOR.

VIZINHO	OVINHOS	GALINHA
NINHO	AMARELINHOS	

A

COMPLETE O VERSO COM AS PALAVRAS QUE VOCÊ LEU.

A GALINHA ESTÁ NO \_\_\_\_\_.

CHOCANDO SEUS \_\_\_\_\_.

É A \_\_\_\_\_ DO \_\_\_\_\_.

QUE BOTA OVOS \_\_\_\_\_.



B

SEPARE AS SÍLABAS E AS LETRAS DAS PALAVRAS. DEPOIS ESCREVA NOVAMENTE CADA PALAVRA.

GALINHA						


VIZINHO						

Empty pink rectangular box for writing the word GALINHA.

Empty pink rectangular box for writing the word VIZINHO.


04

COMPLETE A SEQUÊNCIA ALFABÉTICA.



05

ESCREVA A LETRA INICIAL DE CADA DESENHO.



	G	
--	---	--

	H	
--	---	--

	I	
--	---	--

	J	
--	---	--

	K	
--	---	--

	L	
--	---	--



UNIDADE ESCOLAR:

PROFESSORA

DATA  
3ª SEMANA MARÇO.

NOME:

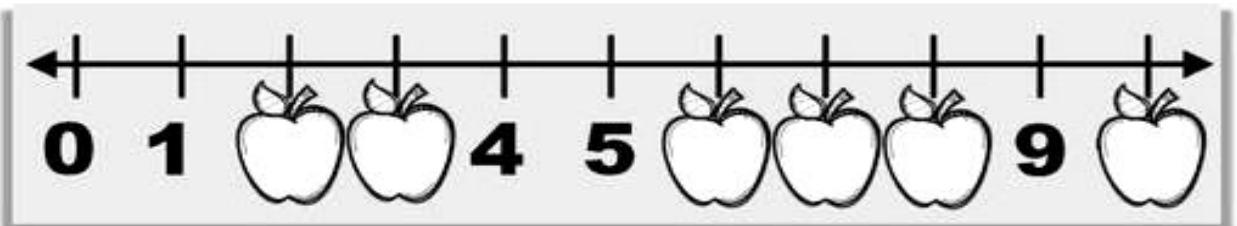
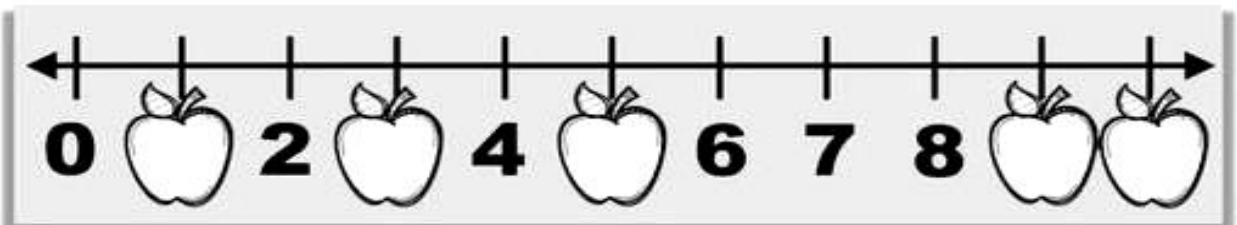
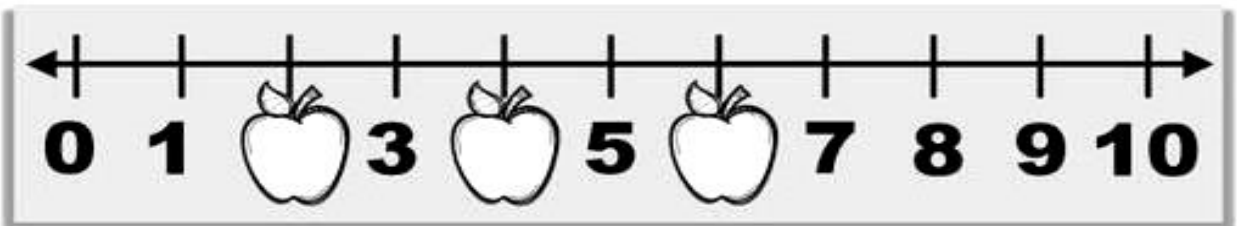
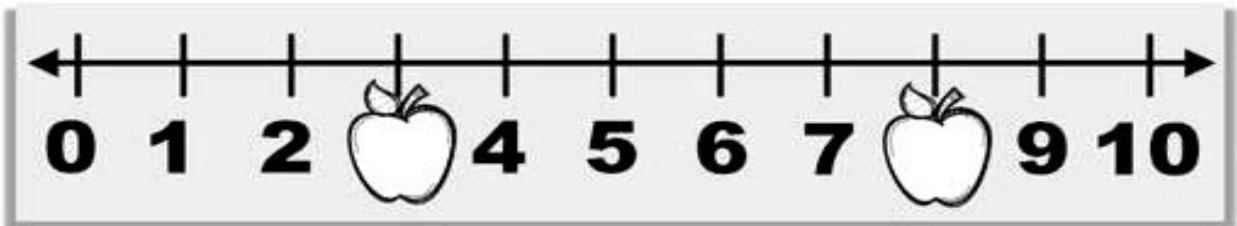
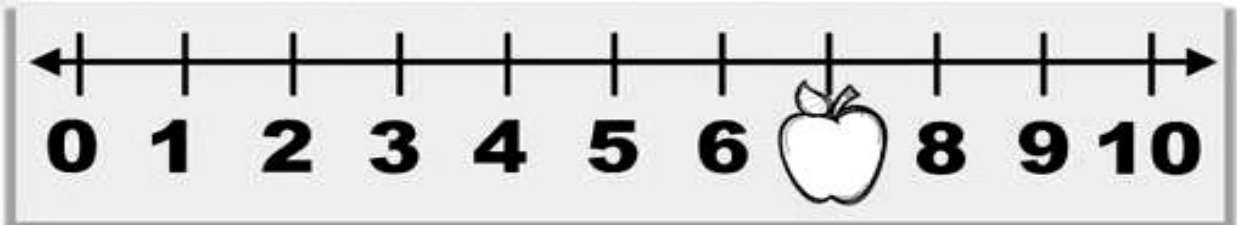
FASE



CÓDIGO BNCC





## MATEMÁTICA

**01** COMPLETE OS NÚMEROS QUE ESTÃO FALTANDO NAS MAÇÃS.









$$\square + \square = \square$$





$$\square + \square = \square$$





$$\square + \square = \square$$





$$\square + \square = \square$$





$$\square + \square = \square$$



$$\square + \square = \square$$



$$\square + \square = \square$$



$$\square + \square = \square$$

	← 11 →	
	← 15 →	
	← 13 →	
	← 14 →	
	← 19 →	
	← 16 →	
	← 18 →	
	← 17 →	



## SISTEMA MONETÁRIO BRASILEIRO.

04 LIGUE CADA QUANTIA À CÉDULA CORRESPONDENTE.

CINQUENTA REAIS

CINCO REAIS

DOIS REAIS

CEM REAIS

DUZENTOS REAIS

DEZ REAIS

VINTE REAIS



UNIDADE ESCOLAR:

PROFESSORA

DATA

3ª SEMANA MARÇO.


NOME:

FASE

CÓDIGO BNCC

**LP** **LÍNGUA PORTUGUESA**

**01** PINTE OS QUADRINHOS COM AS SÍLABAS QUE FORMAM O NOME DE CADA FIGURA E ESCREVA AS PALAVRAS NAS LINHAS.



NO	BO	LO
CA	VE	DA

\_\_\_\_\_



PE	FI	DI
TA	TE	CA

\_\_\_\_\_



TO	BO	ME
CA	PA	SA

\_\_\_\_\_



TE	CA	FO
NE	LE	DO

\_\_\_\_\_

1. RELÓGIO

5. TIGELA

2. GIRAFA

6. GELO

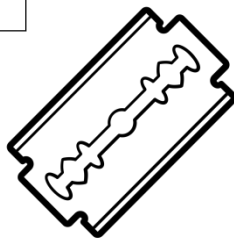
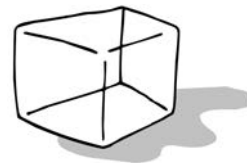
3. GELADEIRA

7. MÁGICO

4. GILETE

8. GIRASSOL

AGORA NUMERE AS FIGURAS DE ACORDO COM AS PALAVRAS LIDAS.



03

COMPLETE A SEQUÊNCIA ALFABÉTICA COM AS CONSOANTES.

A				E		
	I					
O						U

04

ESCREVA A LETRA INICIAL DE CADA DESENHO.



05 COMPLETE A COM A LETRA VIZINHA.

A	
---	--

	B	
--	---	--

	C	
--	---	--

	D	
--	---	--

	E	
--	---	--

	F	
--	---	--